


OR-ING DIODE UNIT

Model No.: P-0R-24-05

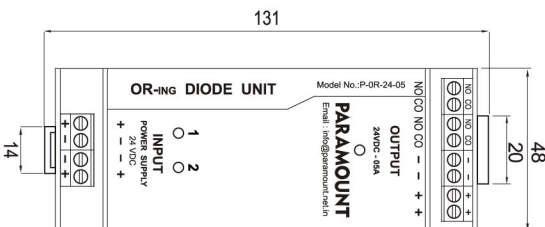
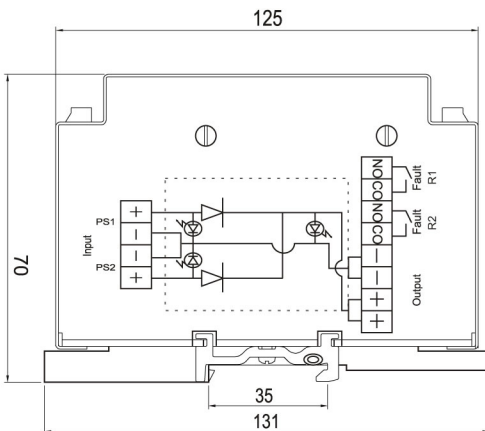
Model No.: P-0R-24-10



GENERAL INFORMATION

The OR-ING unit combines two or more power sources to create redundant power source preserving the output power supply in case one of the input source fails. In this situation of input power failure, the next power supply feeds the power quickly to prevent the system bus voltage from failing & bus collapse. 1 N/C relay contacts brought out for the each power supply failure alarm.

DIMENSIONS



SPECIFICATION

- Input -** 24V DC supply - 2nos. (Standard)
- Output Current -**

Model No.	Current Rating	Voltage
P-0R-24-05	5 Amps	24 VDC
P-0R-24-10	10 Amps	24 VDC
- Overload -** 10% Max.
- Drop -** 0.65 volts max DC at 5A / 10A
- Di-Electric Strength -** 1KV AC
(between Input / Output to body)
- Insulation Resistance -** 100 Mega ohm @ 500 VDC min.
(between Input / Output to body)
- Working Temperature -** 55° C Ambient max.
- Indicators :**
 - Input Power Supply -** 1 green LED for each power supply
 - Output Power Supply -** 1 green LED for output
- Output -** 1N/C Relay Contact,
Rated 5Amps@ 24VDC / 230VAC
in case of failure of the input power supply.
- Conductor Cross Section -** 0.20 - 4.0 mm² solid
0.20 - 2.5 mm² stranded
AWG 24 - 12
- Dimension (LxBxH)mm -** 131x48x70
- Mounting -** 35mm DIN Rail
- Weight -** 0.5 Kg. Approx.

* Custom built OR ing units can be designed and built to suit the special requirements.